

# The Role of CONACYT in graduate education and scholarships. Potential for cooperation with the U.S.

**REUNIÓN REGIONAL DE LAS AMÉRICAS- RED  
GLOBAL MX**

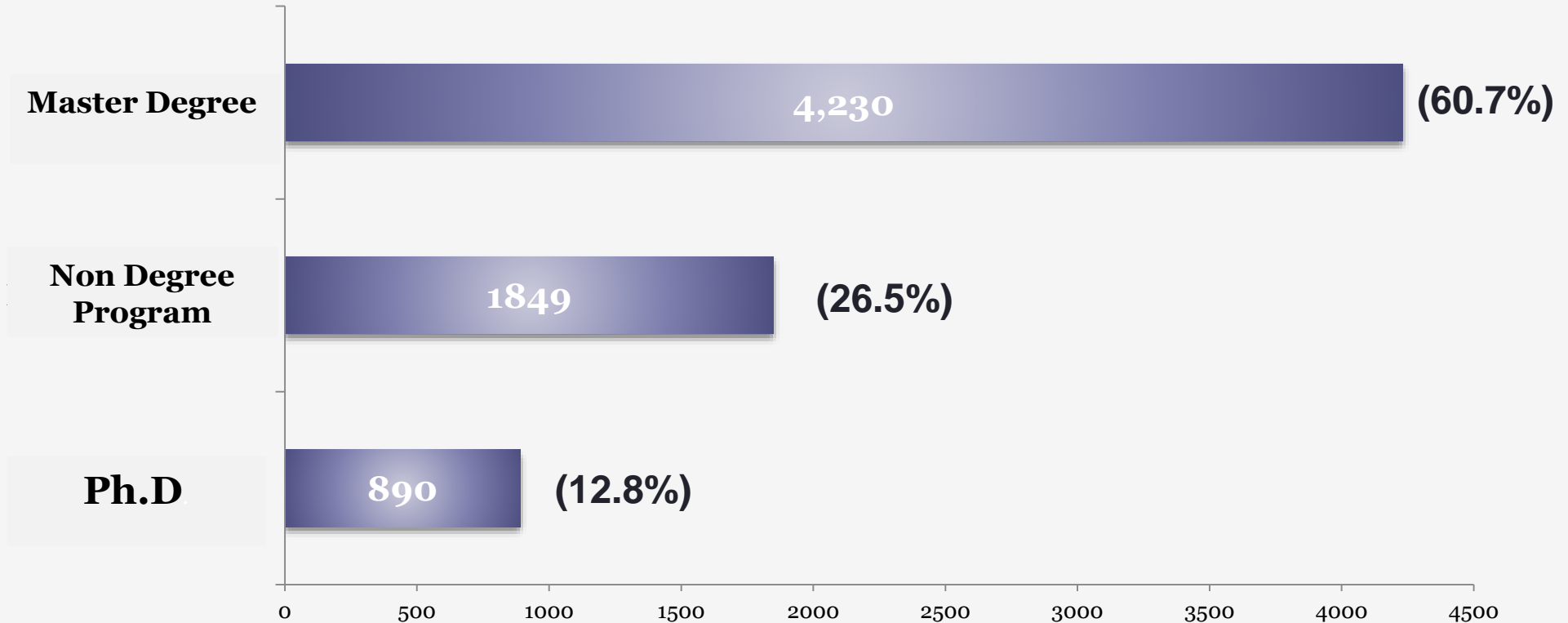
**Dallas, Tx. 8 y 9 de mayo**

**Arturo Borja T.**

Director of International Cooperation, CONACYT

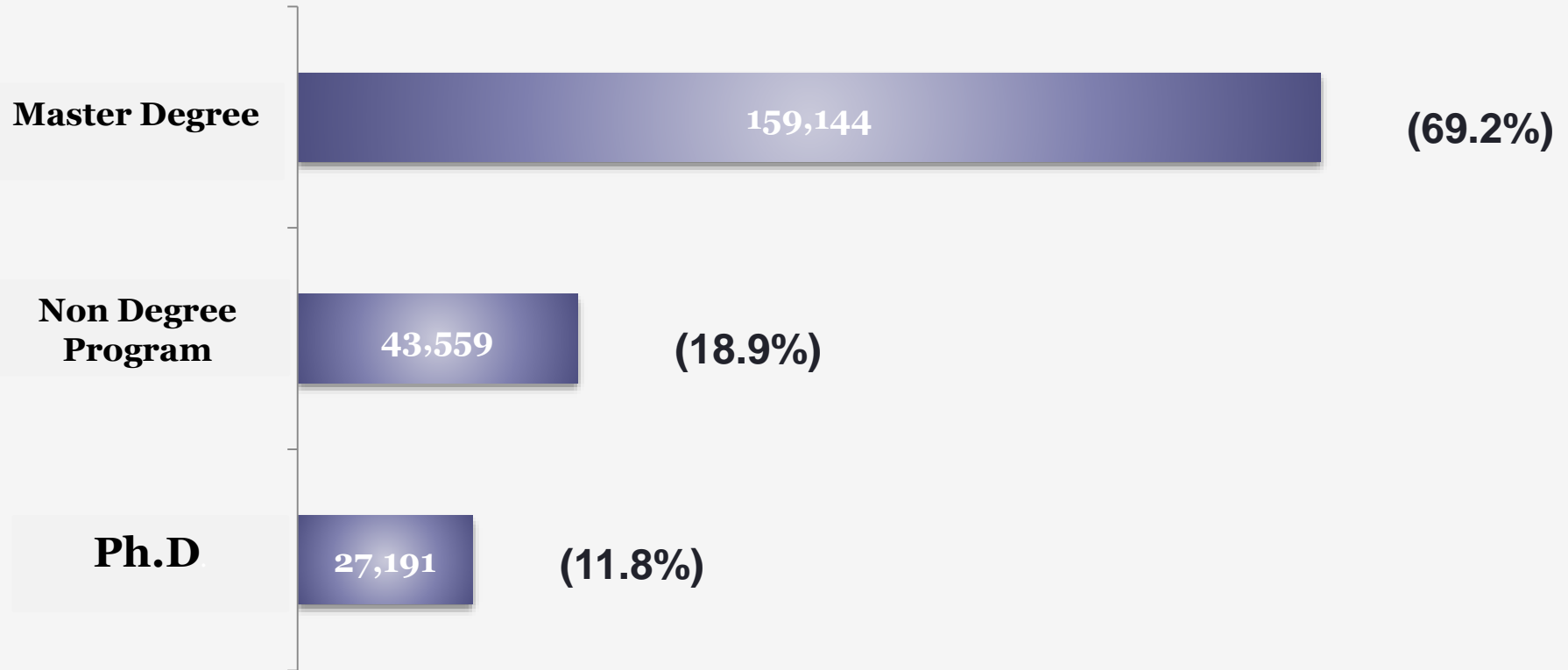
# CURRENT SITUATION OF GRADUATE DEGREE PROGRAMS IN MEXICO

Mexico offers 6,969 graduate programs, which are distributed by degree:



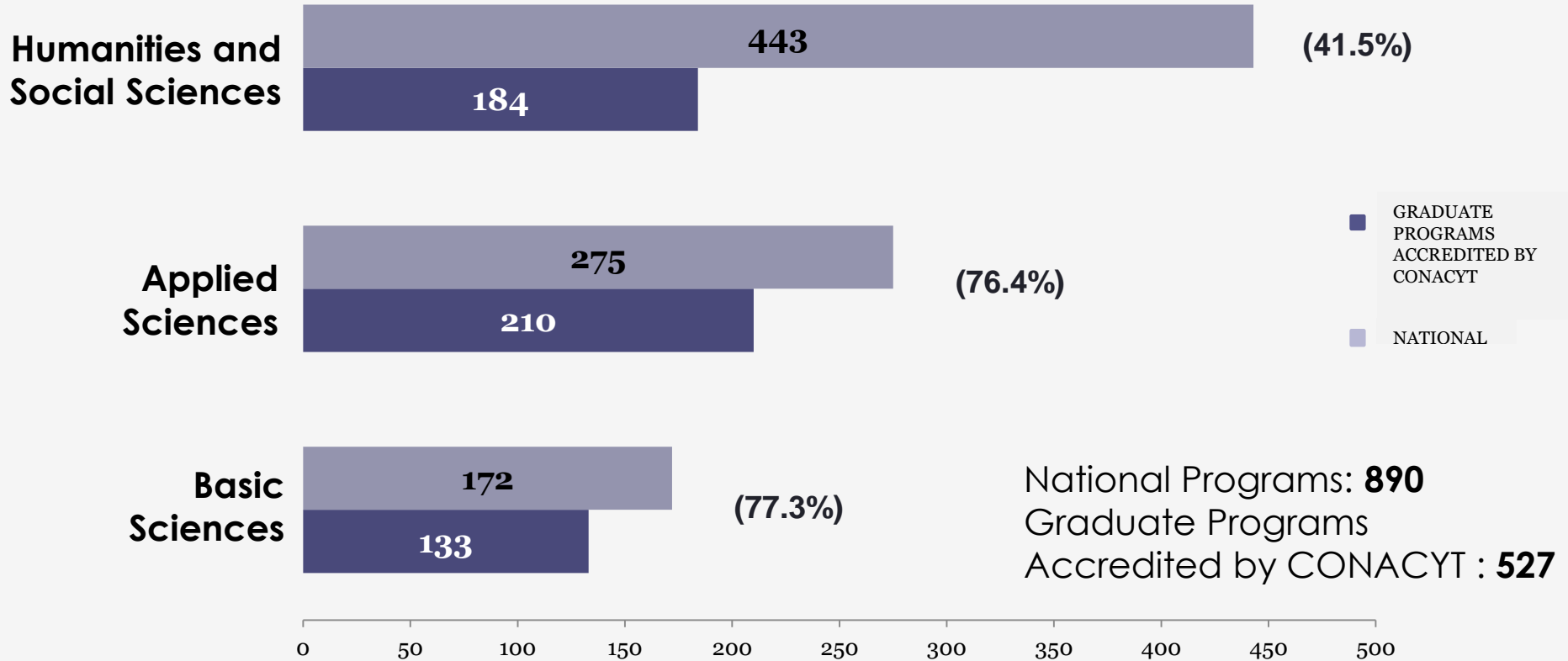
# NUMBER OF STUDENTS IN GRADUATE DEGREE PROGRAMS IN MEXICO

The national enrollment of students is 229.894, and they are distributed by degree:



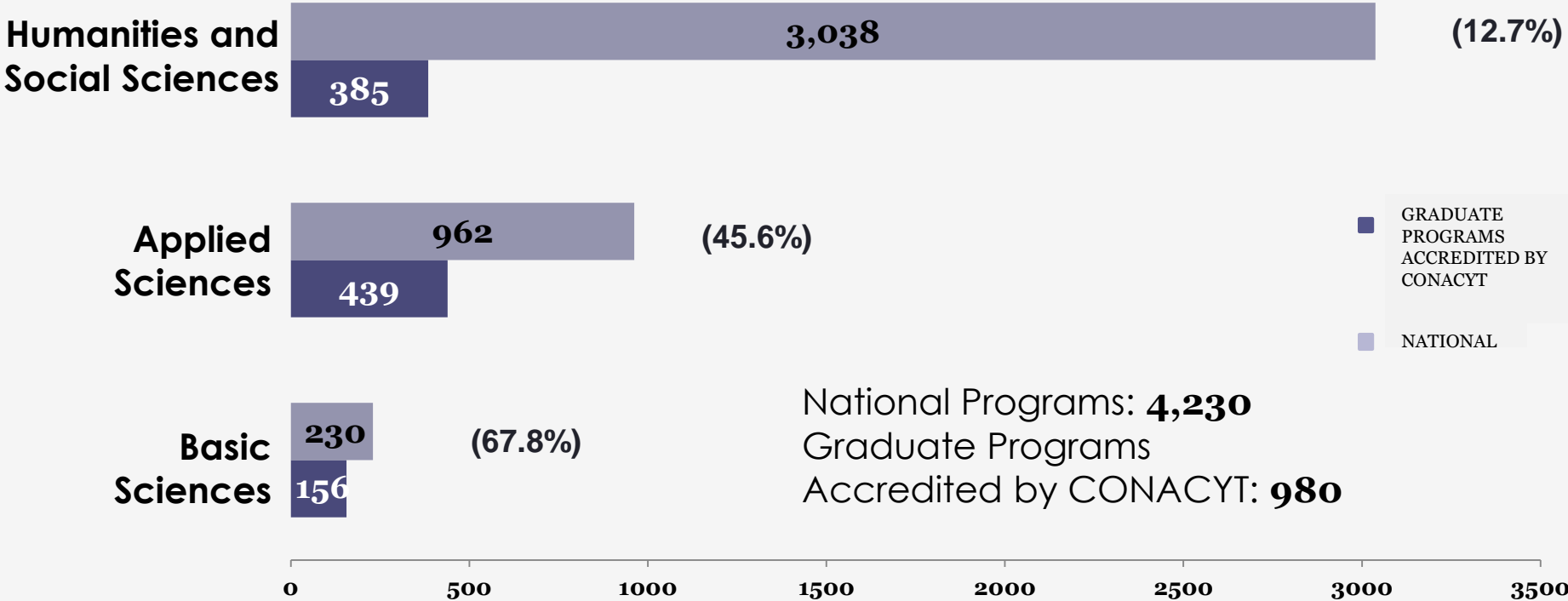
# DOCTORATE PROGRAMS ACCREDITED BY CONACYT

includes 59.2% of all Doctorate programs offered in Mexico



# GRADUATE PROGRAMS ACCREDITED BY CONACYT: MASTER DEGREE

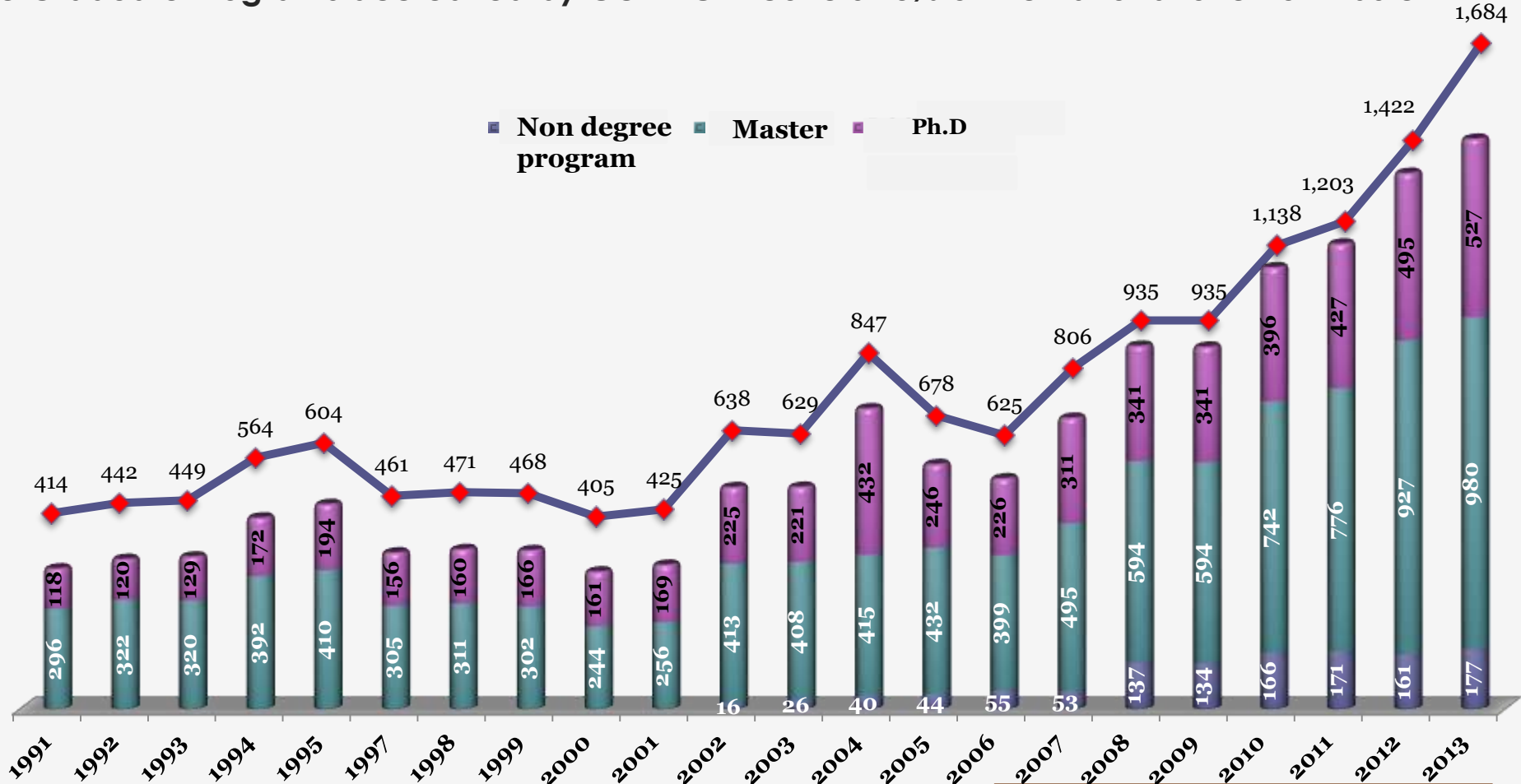
The Graduate Programs accredited by CONACYT covers 23% of the national offer for master



Source: CONACYT

# EVOLUTION OF THE GRADUATE PROGRAMS ACCREDITED BY CONACYT:

The Graduate Programs accredited by CONACYT covers 23% of the national offer for master

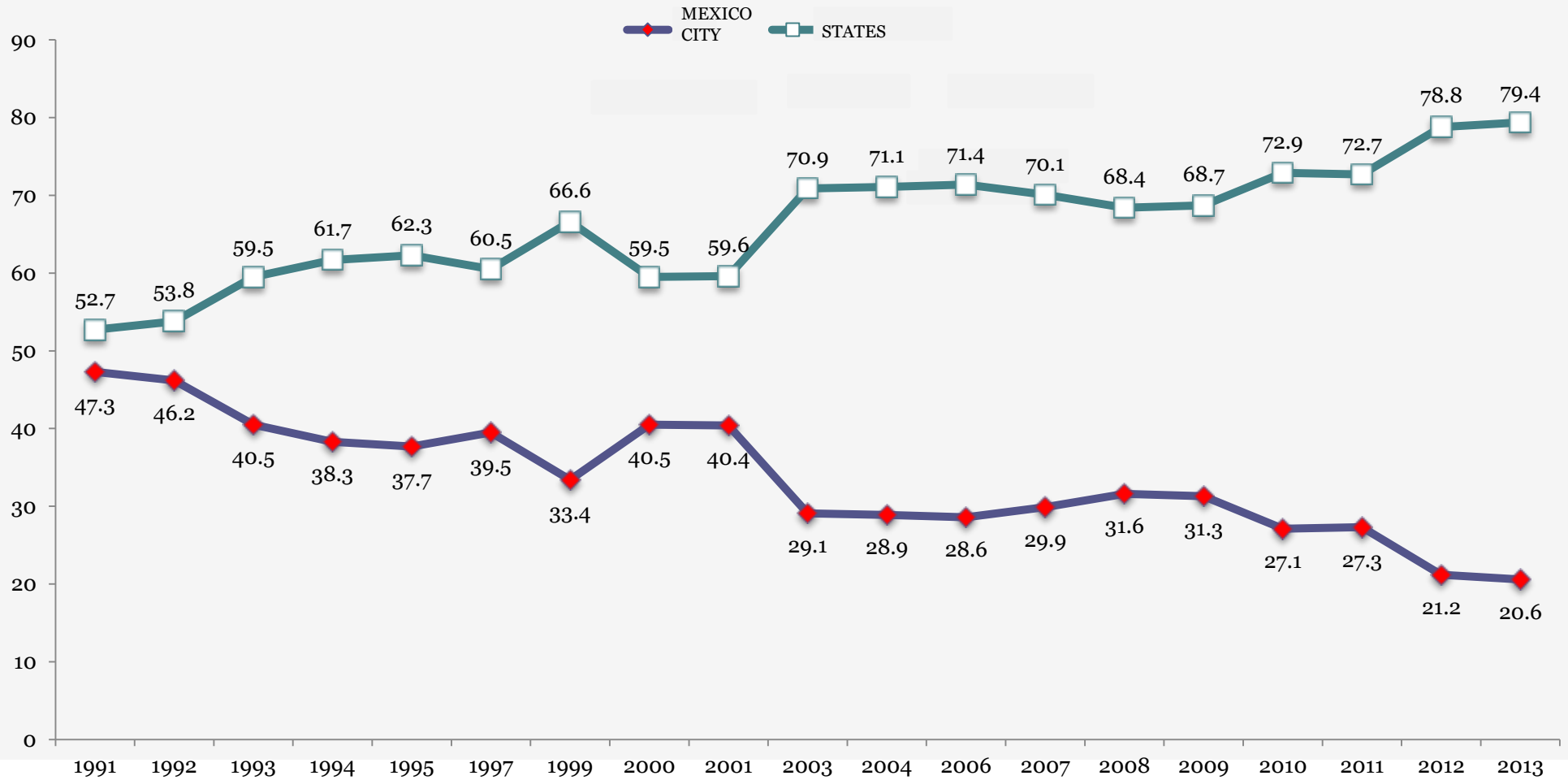


PATER OF EXCELLENCE

PNFP

DOCTORATE PROGRAM ACCREDITED BY CONACYT

# DECENTRALIZATION OF GRADUATE PROGRAMS:



## COMPOSITION OF THE GRADUATE PROGRAMS ACCREDITED BY CONACYT:

DEGREE	Ph. D.	MASTER	NON DEGREE PROGRAM	TOTAL
<b>INTERNATIONAL COMPETITION</b>	<b>58</b>	<b>86</b>	<b>5</b>	<b>149</b>
<b>CONSOLIDATED</b>	<b>184</b>	<b>326</b>	<b>61</b>	<b>571</b>
<b>DEVELOPING</b>	<b>138</b>	<b>358</b>	<b>84</b>	<b>580</b>
<b>RECENT CREATION</b>	<b>147</b>	<b>210</b>	<b>27</b>	<b>384</b>
<b>TOTAL</b>	<b>527</b>	<b>980</b>	<b>177</b>	<b>1,684</b>



## DUAL DEGREE PROGRAMS

MEXICAN INSTITUTION	PROGRAM	PARTICIPANT INSTITUTION	COUNTRY
CENTRO DE INGENIERIA Y DESARROLLO INDUSTRIAL	MAESTRÍA GERMANO MEXICANA EN MECATRÓNICA	FACHHOCHSCHULE AACHEN	GERMANY
UNIVERSIDAD AUTONOMA DE SAN LUIS POTOSI	MAESTRÍA EN CIENCIAS AMBIENTALES	UNIVERSIDAD POLITECNICA DE COLONIA	GERMANY
EL COLEGIO DE LA FRONTERA SUR	MAESTRÍA PROFESIONALIZANTE EN ECOLOGÍA INTERNACIONAL	UNIVERSITE DE SHERBROOKE	CANADA
CENTRO DE INVESTIGACION EN MATERIALES AVANZADOS, S. C.	DOCTORADO EN NANOTECNOLOGÍA	UNIVERSITY OF TEXAS	U.S.A.
UNIVERSIDAD AUTONOMA DE CHIHUAHUA	DOCTORADO EN INGENIERÍA	NEW MEXICO STATE UNIVERSITY	U.S.A.
EL COLEGIO DE LA FRONTERA SUR	MAESTRÍA EN LIDERAZGO PARA LA CONSERVACIÓN MEDIANTE EL APRENDIZAJE	COLORADO STATE UNIVERSITY	U.S.A.
INSTITUTO TECNOLOGICO Y DE ESTUDIOS SUPERIORES DE MONTERREY	MAESTRÍA EN ADMINISTRACIÓN Y DIRECCIÓN DE EMPRESAS (EGADE MTY)	UT AUSTIN; UNIVERSITY OF SAN DIEGO, STUART SCHOOL OF BUSINESS (IIT).	U.S.A.
INSTITUTO TECNOLOGICO DE VERACRUZ	DOCTORADO EN CIENCIAS EN ALIMENTOS	UNIVERSIDAD POLITECNICA DE VALENCIA	SPAIN
UNIVERSIDAD DE GUADALAJARA	MAESTRÍA EN RELACIONES ECONÓMICAS INTERNACIONALES Y COOPERACIÓN (CON ÉNFASIS EN AMÉRICA LATINA Y LA UNIÓN EUROPEA)	UNIVERSIDAD REY JUAN CARLOS	SPAIN
CENTRO DE INVESTIGACION Y DE ESTUDIOS AVANZADOS DEL I. P. N.	MAESTRÍA EN CIENCIAS EN DISEÑO INTERACTIVO Y MANUFACTURA	ECOLE NATIONALE SUPERIEURE D ARTS ET METIERS	FRANCE

# FOREIGN STUDENTS IN THE GRADUATE PROGRAMS ACCREDITED BY CONACYT

**North America: 85 students**

**Asia: 103 students**

**U.S.A: 75 Students.  
28 Ph.D.  
47 Master**

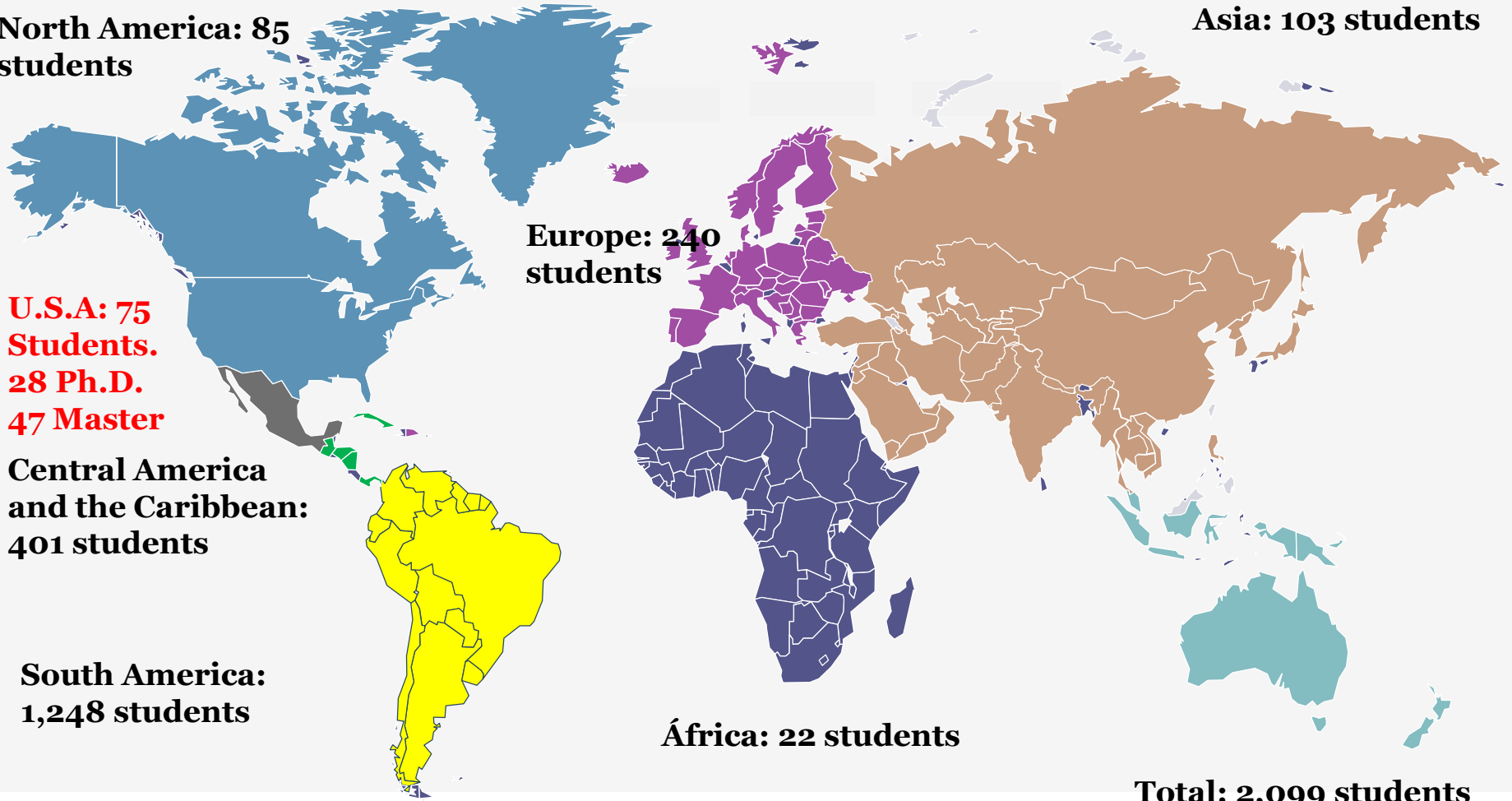
**Europe: 240 students**

**Central America and the Caribbean: 401 students**

**South America: 1,248 students**

**África: 22 students**

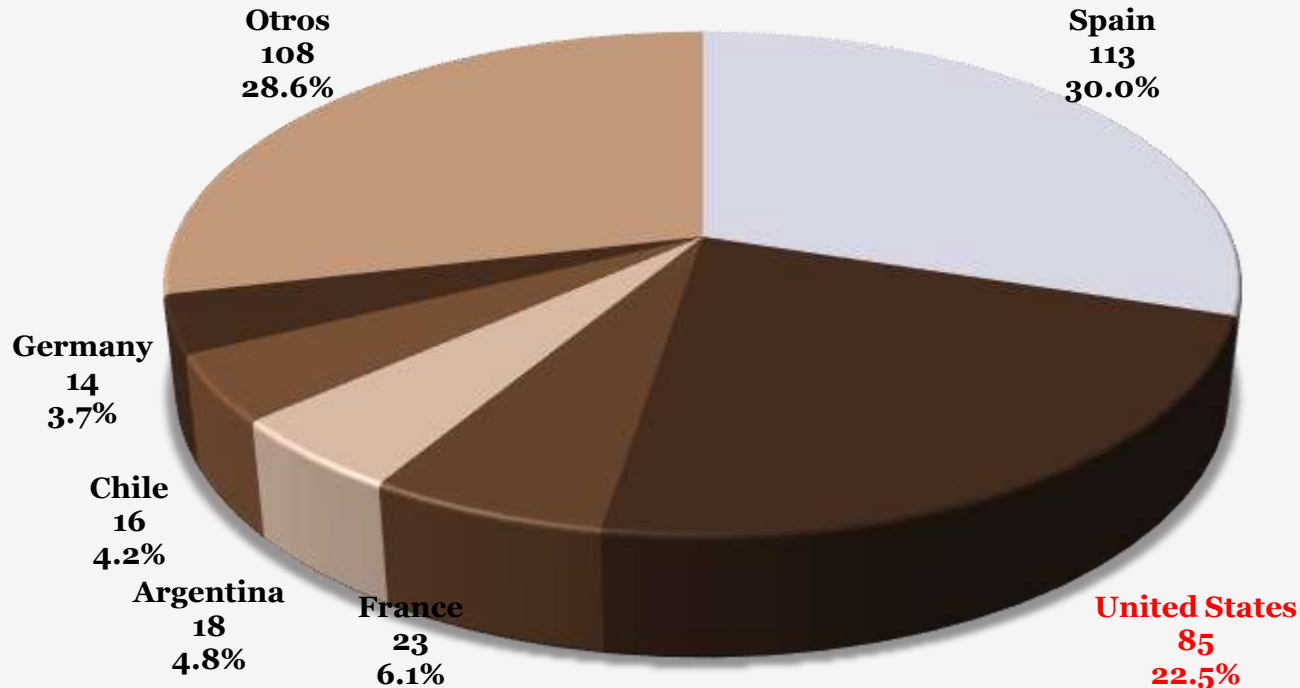
**Total: 2,099 students**



## MOBILITY SCHOLARSHIPS

This scholarships comprise graduate training and technical residences in international institutions. This are for Mexican students who are studying their graduate studies in Mexico.

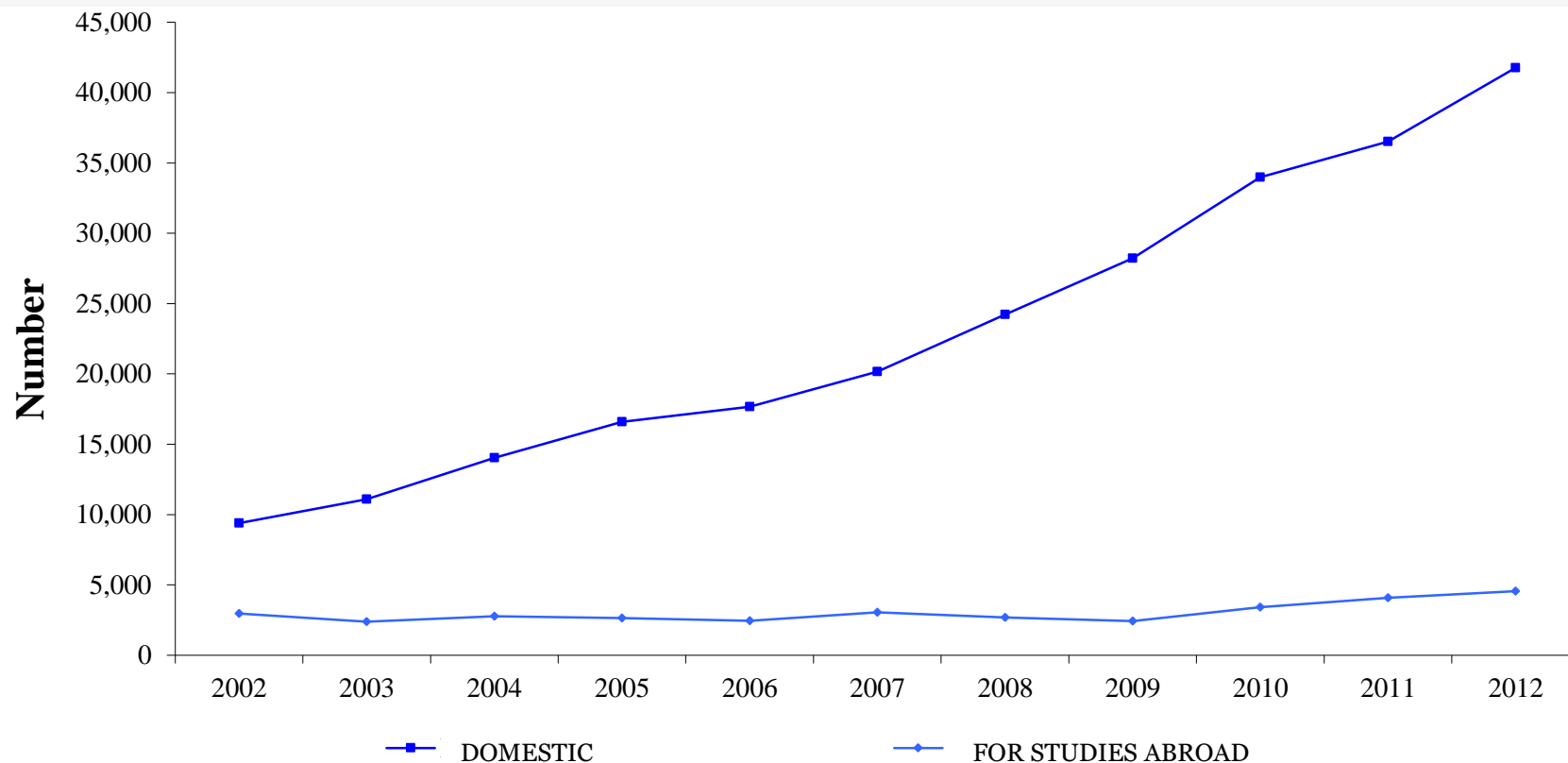
By September 2013, 70% of the 377 combined scholarships abroad, were for students who were in the following countries: Spain 30%, United States of America 23%, France 6%, Germany 4% y Argentina 4%.



## SCHOLARSHIPS SUPPORTED BY CONACYT (2002-2012)

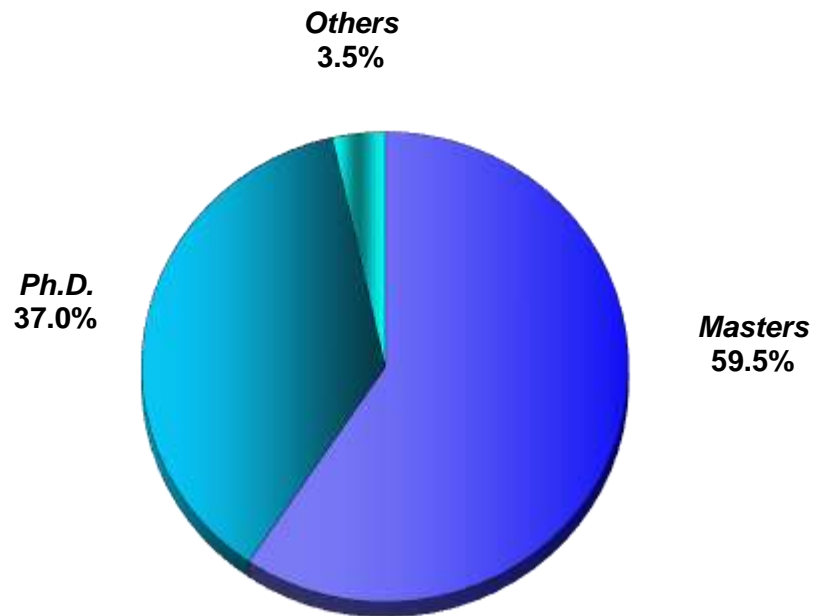
	Amount	Number of Scholarships		
Year	Thousands of pesos	Domestic	For studies abroad	Total
2002	1,544,040	9,399	2,972	12,371
2003	1,619,169	11,098	2,386	13,484
2004	1,871,848	14,038	2,778	16,816
2005	1,993,100	16,598	2,645	19,243
2006	2,256,586	17,660	2,451	20,111
2007	2,450,511	20,165	3,045	23,210
2008	3,251,693	24,224	2,694	26,918
2009	3,770,260	28,210	2,424	30,634
2010	4,173,924	33,982	3,414	37,396
2011	4,780,218	36,514	4,082	40,596
2012	5,869,500	41,755	4,559	46,314

## SCHOLARSHIPS SUPPORTED BY CONACYT (2002-2012)

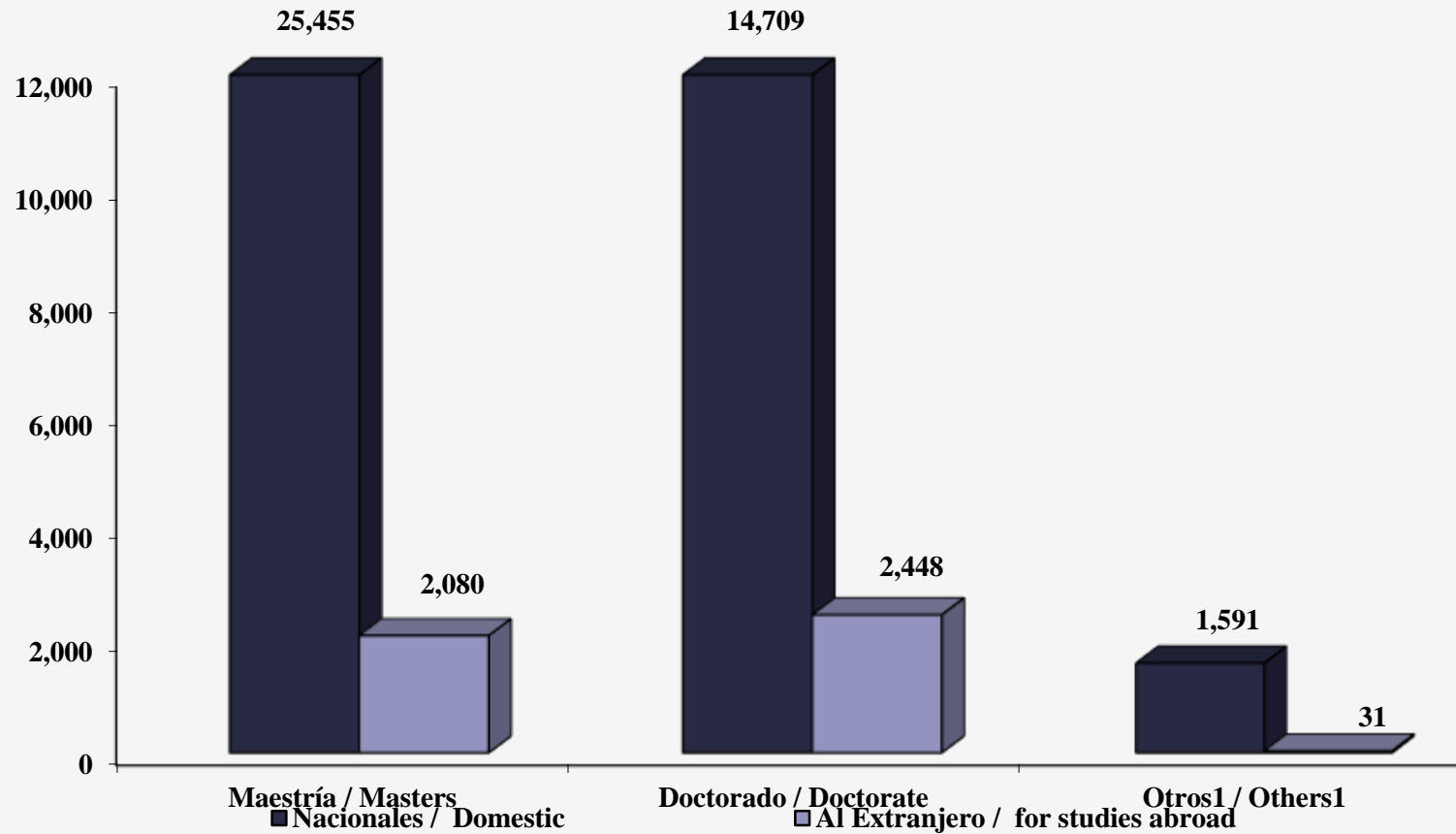


## SCHOLARSHIPS SUPPORTED BY CONACYT BY ACADEMIC LEVEL (2012)

Percentage



## SCHOLARSHIPS SUPPORTED BY CONACYT BY PLACE AND ACADEMIC LEVEL (2012)



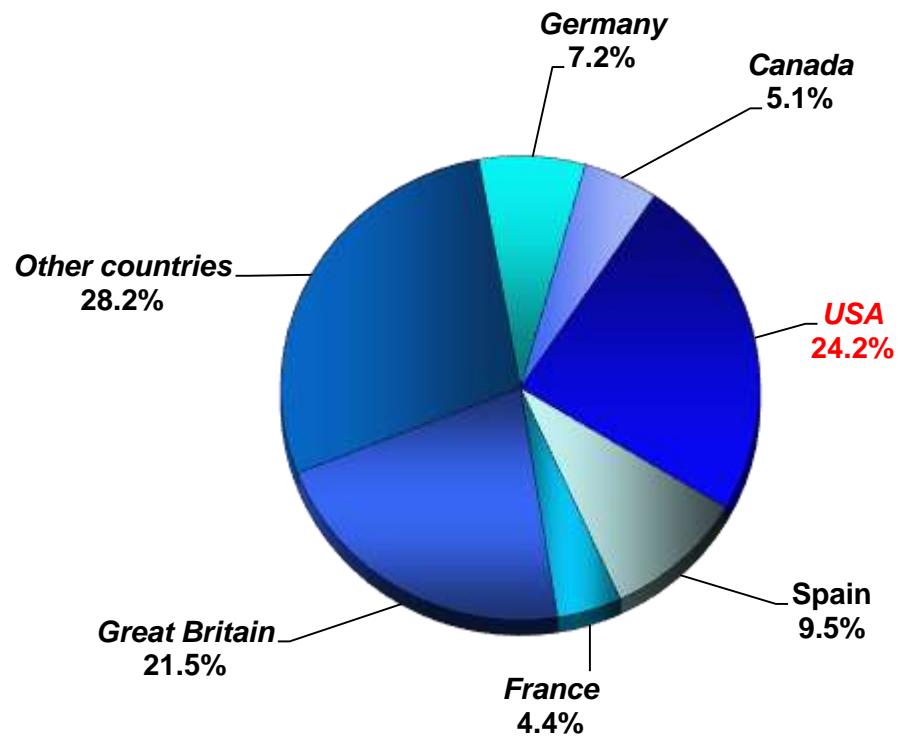
## SCHOLARSHIPS FOR STUDIES ABROAD SUPPORTED BY COUNTRY (2002-2012)

Country	2002	2003	2004	2005	2006	2007	2008	2009	2010	2011	2012
Germany	85	62	175	205	175	191	199	202	262	342	326
Canada	211	172	173	179	170	185	165	141	215	258	232
<b>USA</b>	<b>927</b>	<b>759</b>	<b>661</b>	<b>613</b>	<b>579</b>	<b>715</b>	<b>648</b>	<b>607</b>	<b>891</b>	<b>1,093</b>	<b>1,101</b>
Spain	387	304	384	439	472	727	644	519	595	568	435
France	425	361	413	346	288	269	187	165	215	239	199
United Kingdom	764	598	754	670	586	719	610	575	772	911	980
Other countries	173	130	218	193	181	239	241	215	464	671	1,286
Total	2,972	2,386	2,778	2,645	5,451	3,045	2,694	2,424	3,414	4,082	4,559

Source: CONACYT



## SCHOLARSHIPS FOR STUDIES ABROAD SUPPORTED BY COUNTRY (2002-2012)



## IMPACT OF CONACYT'S SCHOLARSHIP PROGRAMS

Countries where researchers of the National System of Researchers (SNI), have studied.

DEGREE COUNTRY	BASIC SCIENCES	APPLIED SCIENCES	HUMANITIE AND SOCIAL SCIENCES	TOTAL	% TOTAL
MEXICO	3,434	3,802	3,086	10,322	52%
UNITED STATES	616	673	486	1,775	9%
SPAIN	159	234	548	941	5%
UNITED KINGDOM	312	372	242	926	4.7%
FRANCE	240	360	317	917	4.6%
GERMANY	104	70	71	245	1.2%
CANADA	74	95	51	220	1.1%
OTHER COUNTRIES	455	242	210	907	4.6%
NOT SPECIFIED				3,652	18.3%
TOTAL	5,394	5,848	5,011	19,905	100%



**A WORD ABOUT THE BILATERAL FORUM ON HIGHER EDUCATION,  
INNOVATION AND RESEARCH**

**A MEXICAN PROPOSAL TO FOSTER STUDENT MOBILITY BETWEEN MEXICO  
AND THE USA**

**IT SEEKS TO GO FROM 14,000 MEXICAN STUDENTS IN THE USA IN 2012,  
TO 100,000 IN 2018. IT ALSO AIMS AT INCREASING THE NUMBER OF  
AMERICAN STUDENTS IN MEXICO: 50,000 IN 2018**

**THANK YOU**

[www.conacyt.gob.mx](http://www.conacyt.gob.mx)